



LC

LC500





LC » P2

INTELLIGENCE SEVEN » P25

FEATURES » P43

SPECIFICATIONS » P58



*Sharp and refined, in every way.*

Note: Vehicles pictured and specifications detailed in this catalog may vary from models and equipment available in your area.









*From the beauty of contrast comes the thrill of excitement,  
just as the powerful land and graceful ocean converge  
to form this unparalleled landscape.*







*Just because you're off work,  
doesn't mean you turn off your inner engine.  
You're driven to reach the heights beyond the summit.*







*Technology alone is not enough to get you there.  
But neither is art.  
The answer must surely lie at their intersection.*








*Surprises both tactile and visual await you.  
Your body will perceive wonder,  
before your head even has time to think.*







*Its power isn't for show.  
Now agile, now smooth,  
it empowers you to navigate your own road, your own way.*











*Wind, waves, sun.  
How close can a man-made machine  
come to recreating the thrill of nature?*











*The thrill of excitement will be never-ending,  
as long as you keep your foot on the accelerator.*





LEXUS

INTELLIGENCE  
SEVEN





CONCEPT



Inspired temptation. The alluring coupe lines instantly capture the heart, then quickly stir the soul with an exhilarating driving experience that further amplifies desire.



»» INTELLIGENCE









The stunning beauty, distinctive presence, and dynamic performance of the LC are the unconstrained realization of the 'Seduction & Technology' design concept. Close collaboration between the design and engineering teams confirmed the gorgeous form that seduces the eye, is matched by an exhilarating driving experience, in a fusion that only Lexus can achieve. The focused ergonomics of a cockpit geared to driving are complemented by the integration of authentic materials, advanced technology and expert craftsmanship throughout the luxurious cabin.

The sharp response and linear characteristics that connect the driver and car, leverage the refined evolution of the platform architecture and packaging, including the suspension, powertrain and drivetrain, to deliver the pure excitement of next generation Lexus sports driving.





*DESIGN*



Fusing seduction with technology, the avant-garde design blends dynamic proportions with elegant lines, and imbues the cabin with the sensual allure of an authentic luxury coupe.



» INTELLIGENCE







### EXTERIOR

The low center of gravity and dynamic stance of the taut body project a powerful presence, highlighting the bold three-dimensional form that accentuates the LC's coupe agility.



### INTERIOR

The intuitive layout of the cockpit that invites spirited sports driving is complemented by the pleasurable comfort of the welcoming space that cocoons the passenger.





PERFORMANCE



The pursuit of fundamentals critical to realizing “Even Sharper, More Refined” driving performance, drove the development of an entirely new platform. It is the catalyst for the smooth linear steering, the feeling of connection with the vehicle in motion, and comfortable driving rhythm.



» INTELLIGENCE





**FR (Front Engine, Rear Wheel Drive) Platform**

The structural integrity that forms the core of the LC's next generation driving dynamics began with a "back to basics" examination of the platform architecture and its vital contribution to performance. To provide smooth maneuverability and stability, the moment of inertia which acts as resistance to the vehicle's rotational movement was reduced, and the center of gravity lowered to realize excellent steering stability. This was reinforced by positioning the wheels close to the corners, a wide stance with short overhangs, and balanced front-to-rear weight distribution, to realize responsive and natural vehicle behavior. In addition, both the horizontal and vertical distance between the center of gravity and the driver's hip point were brought closer together, heightening the feeling of connection between driver and car. The result is a layout that realizes driving close to the ideal, enhancing the coupe's responsiveness to driver inputs and giving a natural feel of the road. This dynamic platform also enables the beautiful body with its low-set engine and driving position, which is further refined by the sculpted aerodynamics.



**Multi Material Body**

The design of the chassis was driven by a sharp focus on structural integrity to enhance the basic performance potential. Optimizing the layout and the use of aluminum and hot-stamp, high-tensile steel contribute to the lightweight, high rigidity body structure, reinforced by the use of body adhesives, laser welding and laser screw welding. To further lighten weight and lower the center of gravity, aluminum and CFRP (Carbon Fiber Reinforced Plastics) are used for a variety of components.



**Front and Rear Suspension**

The innovative front and rear multi-link suspension features a double joint multi-link design which also enables the low hood line of the LC's alluring silhouette. Optimal tuning and the layout of each arm contribute to the linear steering feel, superb stability, and exceptional ride comfort of a premium sports coupe.

**Disc Brakes**

Large 20-inch disc brakes on the front and high-friction brake pads actuated by 6 opposed pistons on the front and 4 opposed pistons on the rear provide stable braking performance in diverse driving conditions. Monoblock aluminum calipers contribute to their light weight and excellent rigidity.\*



**Drive Mode Selector**

Drive Mode Selector provides integrated control of multiple systems to let you tune performance to suit your driving style. You can select and change between five modes: Normal, Eco, Comfort, Sport S and Sport S+ Modes. In addition, Custom Mode enables drivers to set their preferred settings for the powertrain, chassis and air conditioning.



\* The brake system is designed for high loads. Therefore, certain speeds, braking forces, and ambient conditions such as temperature and humidity may cause brake noise.



To create the leading-edge performance expected of the flagship Lexus sports coupe, the core elements of performance were sharpened and refined to provide exceptional driving characteristics. The naturally aspirated 5.0-liter V8 engine delivers a feeling of continuous power for exhilarating driving. The Direct Shift-10AT heightens the speed and

immediacy of gear shifting, with a rhythm that feeds driving control and excitement. Fine tuning of the engine exhaust and the use of a sound generator boost the immediacy of the aural experience, to further intensify driving pleasure.



**5.0-liter V8 Engine**

With a power output of 470hp and 540Nm of torque on command, the naturally aspirated 5.0-liter V8 engine generates a dynamic feeling of limitless acceleration and powerful output for luxury sports car driving. Refining the intake and exhaust components enhances driving performance to realize an emotional driving experience.

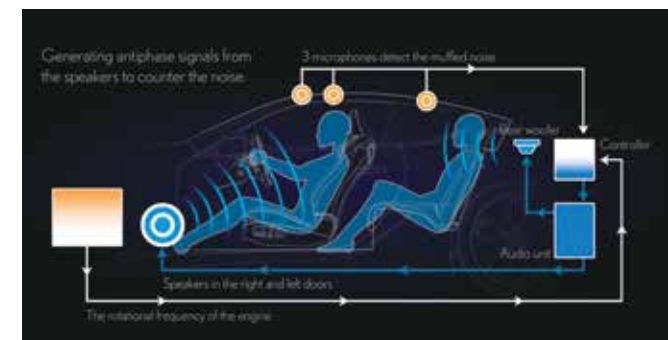
**Direct Shift-10AT**

Feeding dynamic control for driving exhilaration, the close gear ratios of the advanced 10-speed automatic transmission realize equal intervals between gears and shifting, for quick rhythmical shift changes with a good tempo and upbeat engine sound as you accelerate through the gears. The wide gear ratio range enables powerful start-up acceleration, yet is exceedingly comfortable during high-speed cruising.



**Engine Sound**

The sound generator and generator hoses utilize pulses in the engine air intake to generate and harmonize 3 different high frequency tones during acceleration, producing a highly distinctive and sporty engine sound unique to the LC. An aural experience in its own right, the vibrant engine sound is enhanced by special sound-control valves in the exhaust that activate during start-up, producing a localized sound image that projects a feeling of space and depth.







**FEATURES**



The quality and depth of the LC driving experience are forged in a sophisticated fusion of authentic materials, advanced technology, dedicated craftsmanship, and Lexus finesse in the quality details.



» INTELLIGENCE



To realize the distinctive beauty and presence of the LC, the shape and surface treatment of each part of the body were carefully refined to produce the strikingly gorgeous whole. An innovative approach to detail blends form with function in the eye-catching front and rear lighting, door mirrors, and door handles. The cockpit and cabin show the same assured design and attention to detail.

To help the driver concentrate, driving controls are ergonomically positioned around the steering wheel, and information displays aligned on a single plane to reduce eye movement. Throughout the cabin, the beautiful craftsmanship and subtle integration of the L-motif pattern unify and deepen the luxury sports driving experience.



**Ultra-compact LED Projector**

The sophisticated inverted trapezoid design of the headlamps projects a high-tech image. The distinctive graphics accentuate a feeling of depth, and contrast with the arrowhead-shaped LED DRL (Daytime Running Lamp) that emits a subtle Lexus signature. The very compact unit contributes to the low hood, short overhang and lightweight body.

**Door Mirrors**

The mirrors combine excellent visibility and refined aerodynamics in an eye-catching design. Cutting the inner side of the mirror enhances forward visibility between the pillar and mirror, while a slight curvature of the mirror provides wide visibility to the rear. The black upper sides of the mirror contribute to the visually compact design.



**Rear Bumper**

The spindle theme of the rear design emphasizes the LC's powerful stance and low center of gravity with a distinctive form that flows around the license plate, and in the shape and position of the muffler baffles and diffusers. The edge of the garnish connecting the muffler baffles smooths airflow over the bumper, further enhancing aerodynamics.

**LED Rear Combination Lamps**

The increasingly strong sequential illumination of the signature L-shaped rear combination lamps is created by an innovative multi-reflection effect using a one-way mirror. The lamp structure enhances illumination depth while enabling thin lamps that minimize intrusion into the luggage space.



**Door Handles**

Fusing seductive beauty with aerodynamic function, a simple line on the door reveals the presence of the handle recessed flush with the surface. When carrying the Electronic Key, push the front of the handle and it unlocks the door and pops the handle out. Push the rear of the handle and it retracts automatically and locks the door. At night, integrated LED illumination guides you to the handle.\*



\* The mechanical key is built into the Electronic Key. Electronic Key caution: Radio waves may affect electric medical devices. Individuals with devices including cardiac pacemaker implants should keep them from coming close to the Smart Entry & Start System antennas.





**Meter / 10.3-inch EMV Display**

Evolved from the Lexus LFA supercar, the single central 8-inch color TFT (Thin Film Transistor) meter changes color and the information displayed with the drive mode selected, to communicate vital vehicle information at a glance. In addition, information from the multi-information system can be displayed either within the meter, or beside the meter when it slides to the side. The wide viewing angle of the large 10.3-inch EMV(Electro Multi-Vision) display provides the driver with clear audio and navigation system information.

**Steering Wheel**

The Lexus focus on details is exemplified by the design of the steering wheel. Both the shape and cross-section of the steering wheel were analyzed in repeated road tests by Lexus Takumi craftsmen who measured the distribution of pressure on the palm while driving, to help fine-tune a grip profile that supports a natural grip and wrist movements while sports driving.

**Remote Touch Interface**

The newly-developed, advanced touchpad surface enables simple touchpad operation, letting users interact intuitively with the audio and navigation systems on the 10.3-inch EMV display, providing easy control of both systems.



**Paddle Shift Switches**

The size and positioning of the paddle shift switches were optimized so they can be operated without changing grip on the steering wheel. Their magnesium alloy finish contributes to their light weight and high rigidity, and also adds a luxury touch.



**Mark Levinson Audio System**

The audiophile-quality Mark Levinson Reference Surround Sound System incorporates an 11-channel amplifier that drives 13 speakers, to replicate a precise sound stage that reproduces the position and depth of each instrument. It incorporates Clari-Fi technology that intelligently restores high fidelity to music from compressed digital sources such as MP3.



Mark Levinson Reference Surround Sound System





**Front Seats / Lexus Climate Concierge / Ventilated Seats**

Beneath the beautiful handcrafted finish of the front seats is an innovative layered structure that separates the structures for the seat back and sides, enhancing the strength of the seat frame for lively sports driving.

Additional refinements to the side cushioning to provide excellent lateral support, are complemented by concave shaping of the seat cushion to support the pelvis. The Lexus Climate Concierge automatically controls the cabin temperature and Ventilated Seats for the front seats. Suction-type seat ventilation eliminates the humid feeling associated with leather seats.

**One-touch Walk-in Function**

For easy access to the rear seats, the walk-in function automatically slides the front seat forward and lowers the headrest when the lever in the shoulder of the front seatback is operated, and returns them to their original positions when the seatback is raised.

**Analog Clock**

The analog clock embodies Lexus luxury, functionality and simplicity. The thick metallic ring and subtle L-motif pattern on the dial plate harmonize with the sporty display zone design. Self-illuminating needles provide excellent legibility at night.



**8-way Power Adjust Front Seats**

Power adjustments enable tailoring of the front seat settings to optimize individual comfort and support. Their satin metallic switches impart a quality touch.



**LED Ambient Illumination**

LED ambient illumination integrated into the door trim contributes to the feeling of luxury in the cabin, subtly shading and lighting the drape of the trim. It provides an elegant atmosphere that is different from its daytime face.



SAFETY



The LC's exhilarating sports coupe performance is underpinned by active and passive safety measures that utilize advanced technologies to deepen your peace of mind.



INTELLIGENCE



**Blind Spot Monitor System**

When the quasi-millimeter-wave radars in the rear bumper detect vehicles in adjacent lanes that aren't visible in the door mirrors, the system activates an LED warning indicator in the relevant door mirror the moment a vehicle enters this blind spot.



**RCTA (Rear Cross Traffic Alert)**

To assist safe reversing, RCTA uses quasi-millimeter-wave radars in the rear bumper to detect approaching vehicles in difficult-to-see areas behind the vehicle. When an approaching vehicle is detected, RCTA alerts the driver using a buzzer and an LED indicator in the relevant door mirror.

**8 SRS (Supplemental Restraint System) Airbags**

The LC features dual-stage SRS airbags (Front seats), SRS knee airbags (Front seats), SRS side airbags (Front seats) and SRS curtain shield airbags (Front and rear seats).\*



**PUH (Pop Up Hood)**

The innovative PUH helps to provide pedestrian protection in the event of a frontal collision, and at the same time enables a sporty design with a low hood line. When sensors mounted in the front bumper determine that the vehicle has collided with a pedestrian, the hood instantly pops up on four fulcrum points to create a space to help absorb the impact force.



\*The SRS airbags are supplemental devices to be used with the seatbelts. The driver and all passengers in the vehicle must wear their seatbelts properly at all times. Never install a rear-facing CRS (Child Restraint System) on the front passenger's seat. For a forward-facing CRS, it is recommended you use it in the rear seats. Please do not use accessories for the seats which cover the parts where the SRS side airbags should inflate. Such accessories may prevent the SRS side airbags from activating correctly, causing serious injury (Lexus genuine seat covers are specifically designed for models equipped with the SRS side airbags. To find out about availability in your area, please inquire at your local dealer). The photo shows all the SRS airbags activated for display purposes only (the SRS side and curtain shield airbags only inflate on the side of the collision in an actual accident). For details on these and other important safety features, be sure to read the Owner's Manual carefully.



SPORT ATTRIBUTES



Taking exhilaration to a higher plane, the LC sport attributes hones precise sporting performance to unleash the thrill of emotional sports driving.



» INTELLIGENCE





Further honing sporting performance, the sport attributes fine-tune the LC's athletic prowess with exclusive enhancements. Visual clues are provided by a lightweight CFRP roof to reduce weight, and an active rear wing to boost downforce. In the cockpit, careful shaping of the front seats provides excellent holding support against lateral G forces, including those experienced in race track driving.

The sport package truly reveals its athletic prowess in assertive driving, with the responsive handling and control finessed by the integration of LDH and a Torsen LSD.



**CFRP (Carbon Fiber Reinforced Plastics) Roof**

At the Motomachi Plant in Japan, Takumi craftsmen apply carbon-forming technology developed for the Lexus LFA supercar. The use of CFRP creates a roof with strength and rigidity comparable to steel but with less weight, contributing to the low center of gravity at the heart of sports driving performance.

**Alcantara® Front Sport Seats**

To provide excellent support against the lateral G forces experienced in sports driving, the seats use an innovative 'integrated foaming' structure, holding performance around the shoulder and lumbar support was enhanced, and they are finished with Alcantara on the center of the seatback and cushion.




**Active Rear Wing**

The retractable rear wing integrated in the trunk lid automatically deploys in response to higher vehicle speeds to provide aerodynamic downforce. The driver can also manually operate the wing using a switch on the instrument panel.



**LDH (Lexus Dynamic Handling System)**

LDH lifts driving performance to a higher plane. Together with EPS (Electric Power Steering), VGRS and DRS (Dynamic Rear Steering) control all four wheels independently to enhance the vehicle's limit while cornering, line trace performance and stability, to enjoy a higher level of sports driving.



**VGRS (Variable Gear Ratio Steering)**

VGRS optimally controls the steering angle in response to vehicle speed and steering input, helping to realize excellent maneuverability and stability from low through to high speeds.

**Torsen LSD (Limited Slip Differential)**

The torque-sensing LSD provides linear response to acceleration, contributing to excellent traction performance and handling, as well as stability in both straight-line driving and while cornering.



**CFRP Scuff Plates**

CFRP scuff plates further reduce weight. The subtle contrast of the gloss/matte finish exudes a refined sporting quality.



**TAKUMI**



Our Takumi craftsmen strive for perfection in every aspect of their work, actively seeking enhancements by applying constant care and dedication to their craftsmanship, blending their craftsmen's skills with the power of technology to better anticipate the future.



» INTELLIGENCE





## SPECIFICATIONS

ENGINE & TRANSMISSION		LC500	
Model		2UR-GSE	
Type		32-valve DOHC, V8 Engine	
Variable Valve Timing		Dual VVT-i with Otto / Atkinson Cycle	
Displacement	cc	4,969	
Bore & Stroke	mm	94.0 x 89.5	
Compression Ratio		12.3 : 1	
Max. Power	hp / rpm	470 / 7,100	
Max. Torque	Nm / rpm	540 / 4,800	
Transmission		10-speed Direct Shift A/T	
Drive System		Rear Wheel Drive	

PERFORMANCE			
Acceleration 0-100km/h	sec	4.4	
Top Speed	km / h	270	
Fuel Consumption (ECC)	km / L (Combined)	11.6	
CO <sub>2</sub> Emission	g / km	267	
Emission Standard		EURO 6	

CHASSIS			
Drive Mode Selector	With (ECO / COMFORT / NORMAL / SPORT / SPORT+ & CUSTOMIZE)		
Sound Generator	With		
Suspension	Front	Multi-link	
	Rear	Multi-link	
	Adaptive Suspension		
Brakes	Front	Ventilated Discs	
	Rear	Ventilated Discs	
Stabilizer Bar	Front	With	
	Rear	With	
Electronic Power Steering (EPS)	With Variable Gear Ratio Steering (VGRS)		
Dynamic Rear Steering (DRS)	With		
Tires	Front	245 / 40RF21	
	Rear	275 / 35RF21	
	Run-flat Tires		
Wheels	21-inch Forged		
Min. Turning Radius	m	5.3	


DIMENSIONS & WEIGHT			
Overall	Length	mm	4,770
	Width	mm	1,920
	Height	mm	1,345
	Wheelbase	mm	2,870
Tread	Front	mm	1,630
	Rear	mm	1,635
Curb Weight		kg	1,970
Gross Vehicle Weight		kg	2,375
Min. Ground Clearance		mm	133
Boot Capacity		Liter	197
Fuel Tank Capacity		Liter	82

EXTERIOR			
Headlamps	Type	Ultra-compact LED Projector	
	Leveling	Automatic	
	Washer	With	
	Daytime Running Lights	With (LED) Signature Arrowhead Design	
	Cornering Lamps	With (LED)	
Door Handles	Electronic Flush Type		
Roof	Carbon Fiber		
Rear Combination Lamps	With (LED)		
Rear Fog Lamps	With (LED)		
Front Grille	Spindle Grille		
Rear Spoiler	With (Active Rear Wing)		
Exhaust Tail Pipe	Quad Exhaust Tail Tips		
Windshield & Windows	Light Green UV		

EXTERIOR				
Wipers	Intermittent Wiper	With		
	Rain Sensor	With		
Side Mirrors	Auto Fold, Heater, Memory & Blind Spot Monitor (BSM)			
Smart Entry	With			
Antenna	Glass Type			
INTERIOR				
Finishing	Leather & Metallic Ornamentation			
Steering	Type	Leather		
	Tilt and Telescopic	Auto		
	Multi Function Switch	With		
	Shift Paddles	With		
Push Start Ignition	With			
Meter Combination Illumination	With (Full Digital Meter)			
Tachometer	Movable Ring Meter with Drive Mode Differentiated Display			
Multi Info Display (MID)	With			
Cruise Control	With			
Air-conditioner	Dual-Zone Automatic with Climate Concierge			
Clean Air Filter	With Pollen Filter & Nanoe™ Negative Ion Generator			
Inside Rear View Mirror	Frameless Design with Day & Night Auto			
Ambient Illumination	With Door Trim and Instrument Panel Illumination			
Lamps	Illuminated Entry System	With		
	Front Personal Lamp	With (LED)		
	Glove Box Lamp	With (LED)		
	Door Courtesy Lamp	With (LED)		
	Luggage Room Lamp	With (LED)		
Sun Visors	Driver & Front Passenger	Alcantara® Wrapped with Mirror & Lamp, Ticket Holder		
Power Windows	With			
Audio System	Mark Levinson, 13-speaker, 11-channel 918W Amplifier, AM/FM Tuner, Single DVD/CD, MP3, WMA, WAV, FLAC, ALAC/OGG Vorbis MP4, WMV, AVI Compatible with Miracast®, Bluetooth® and Wi-Fi			
External Audio Terminals	With Aux & 2 USB Ports			
Accessory Socket	With			
Electro Multi Vision (EMV) Display	With (10.3-inch)			
Navigation System	With			
Remote Touch Pad Controller	With			
Bluetooth Hands-free	With			
Seat	Type	Sports Seats		
	Material	Alcantara®		
	Front	Driver	8-way Power Adjust	
		Front Passenger	8-way Power Adjust	
		Lumbar Support	Power Adjust 2-way (Driver & Front Passenger)	
		Memory Function	With (Driver 3 Memory)	
	Seat Ventilation	With Driver & Front Passenger (Heater & Cooler)		
Rear	Rear Seat Access	With One-touch Walk-in		
	Headrest	With		
Shift Lever	Smooth & Dimpled Leather			
Parking Brake	Electronic			
Auto Brake Hold	With			
Door Scuff Plate	Carbon Fiber			
Pedals	Aluminum			
Kick Down Switch	With			
Storage	Console Box	With		
	Glove Box	With (Electronic Push Button)		
	Front Door Pockets	With		
	Cup Holders	With		



SAFETY		LC 500
<b>Active</b>		
Vehicle Dynamics Integrated Management (VDIM)		With
Anti-lock Braking System (ABS)		With
Brake Assist (BA)		With
Electronic Brake-force Distribution (EBD)		With
Vehicle Stability Control System (VSC)		With
Traction Control (TRC)		With
Rear Differential		Torsen® Limited Slip Differential (LSD)
Hill-start Assist Control		With
Tire Pressure Warning System		With (Auto Location)
Blind Spot Monitor with Rear Cross Traffic Alert (RCTA)		With
Clearance & Back Sonar		With
Reverse Parking Assist Monitor		With
<b>Passive</b>		
SRS Airbags	Total	8 Airbags
	Front	With
	Knee	With (Driver & Front Passenger)
	Side Curtain	With
	Side	With (Front Seats Only)
Impact Absorbing Structure For Pedestrians		With
Pop Up Hood (PUH)		With
Whiplash Injury Lessening (WIL)		With
Seatbelts	Type	Pretensioners with Force Limiters
	Driver & Front Passenger	3 Point (P+F+T)
	Rear	3 Point (ELR+P+F)
ISOFIX Child Seat Tethers		2 Points (Rear seat) with Top Tether Anchor
SECURITY		
Alarm System		Siren, Intrusion, Glass Break Sensor & Tilt Sensor



# OWNING A LEXUS IS A JOURNEY IN ITSELF, ONE THAT IS JUDGED NOT BY MILEAGE BUT BY THE COUNTLESS PRICELESS MOMENTS.

BEGIN YOUR JOURNEY THE RIGHT WAY WITH QUALITY SERVICES DESIGNED TO ENHANCE YOUR LEXUS EXPERIENCE.

## LEXUS CAPITAL SERVICES

LEXUS believes that perfection lies in the details. When you purchase a LEXUS, you will experience service like no other. LEXUS CAPITAL offers you flexible financial services that enable you to be in full control of your finances, as always. Applying for financing can be handled quickly and conveniently at all LEXUS showrooms.

## LEXUS ASSIST

LEXUS ASSIST is a 24-hour roadside assistance service provided by LEXUS. You're assured of reliable assistance via this exclusive program aimed at creating a hassle-free driving experience.

## LEXUS INSURANCE

LEXUS INSURANCE is a comprehensive motor insurance packaged by LEXUS to provide LEXUS owners with tailored insurance coverage for damages to the owner's vehicle as well as any liabilities incurred by the third party.

## LEXUS ACCESS

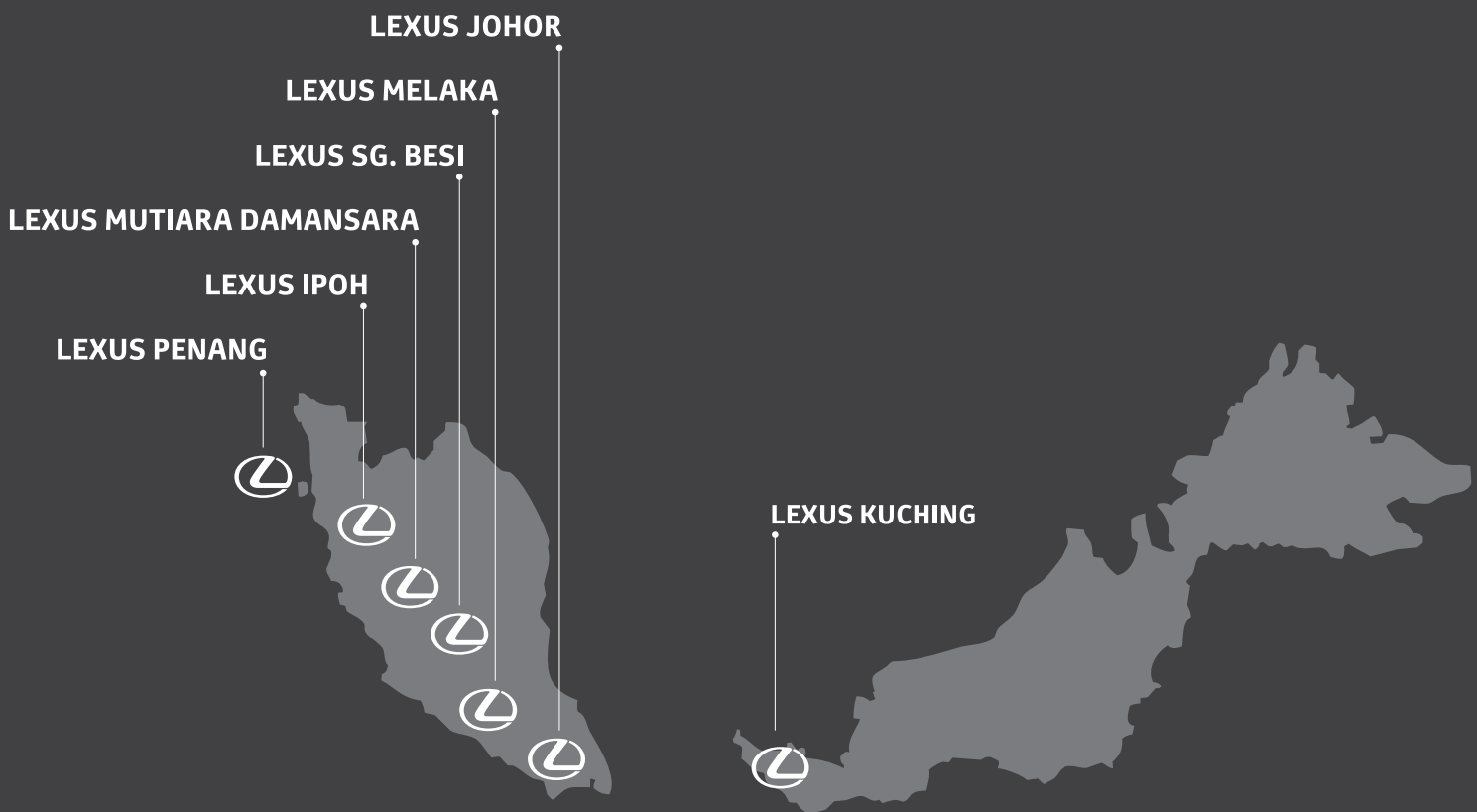
LEXUS ACCESS is a comprehensive vehicle leasing program designed to bring you even closer to driving a LEXUS. Complementing our Flexi Plan and Islamic Financing Plan, LEXUS ACCESS offers you yet another option to experience the perfection embodied by a LEXUS.



Note:

- LEXUS MALAYSIA, a division of UMW Toyota Motor Sdn. Bhd. reserves the right to alter any details of specifications and equipment without notice. Details of specifications and equipment are also subject to change to suit local condition and requirements.
- Vehicle, equipment and specifications pictured in this catalog may vary from models available locally.
- Vehicle body and accessory colors might differ slightly from the printed photos in the leaflet.
- 5-years warranty from the date of first registration with unlimited mileage. Terms and conditions apply.





---

**LEXUS MUTIARA DAMANSARA** No. 6, Jalan PJU 7/2, Mutiara Damansara, 47800 Petaling Jaya, Selangor. Tel: 03-7710 5655.

**LEXUS SUNGAI BESI** No. 314, Jalan Sungai Besi, 57100 Kuala Lumpur. Tel: 03-9222 2268.

**LEXUS PENANG** No. 26, Jalan Sultan Ahmad Shah, 10050 Pulau Pinang. Tel: 04-250 3888.

**LEXUS IPOH** No. 91, Jalan Tunku Abdul Rahman (Jalan Kuala Kangsar), 30010 Ipoh, Perak. Tel: 05-506 6688.

**LEXUS MELAKA** No. 2A, Jalan Autocity 6, Persiaran Autocity, 75450 Ayer Keroh, Melaka. Tel: 06-233 0088.

**LEXUS JOHOR** No. 77, Jalan Geroda 1, Off Jalan Cenderawasih, Larkin, 80350 Johor Bahru, Johor. Tel: 07-233 7777.

**LEXUS KUCHING** Lot 12648, Block 16, KCLD, Jalan Datuk Tawi Sli, 93250 Kuching, Sarawak. Tel: 082-466 199.

Toll Free Line: 1-800-88-53987 (Monday - Friday, 8.00am - 5.30pm)



EXTERIOR COLORS



White Nova Glass Flake <083>



Dark Gray Mica <1G0>



Sonic Silver <1J2>



Sonic Titanium <1J7>



Black <212>



Graphite Black Glass Flake <223>



Garnet Red Mica <3S0>



Radiant Red Contrast Layering <3T5>



Amber Crystal Shine <4X2>



Naples Yellow <5C1>




Deep Blue Mica <8X5>




21-inch aluminum wheels

INTERIOR COLORS

(ALCANTARA®)



Ocher (FA40)



Dark Rose (FA30)



Black (FA20)

EXTERIOR COLOR / INTERIOR COLOR

White Nova Glass Flake <083>

Dark Gray Mica <1G0>

Sonic Silver <1J2>

Sonic Titanium <1J7>

Black <212>

Graphite Black Glass Flake <223>

Garnet Red Mica <3S0>

Radiant Red Contrast Layering <3T5>

Amber Crystal Shine <4X2>

Naples Yellow <5C1>

Deep Blue Mica <8X5>

Ocher

Dark Rose

Black

•

•

•

•

•

•

•

•

•

•

•

•

•

•

•

•

•

•

•

•

•

•

•

•

•

•

•

•

•

•

•

•

•